

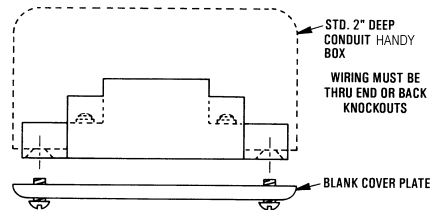
Installation Guide

Required Tools

- digital voltmeter
- small phillips screwdriver
- small flatblade screwdriver


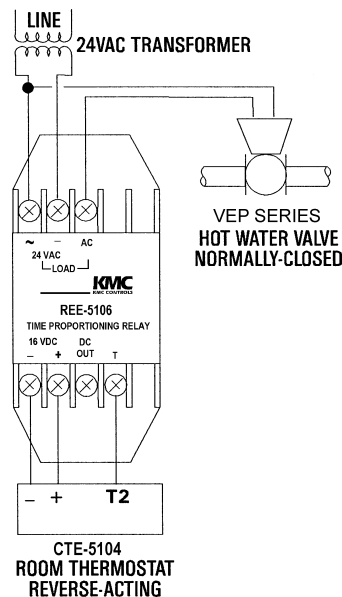
Mounting

- REE-5106 and REE-5123 may be mounted directly to a control box surface or in a 2" x 4" electrical handy box.
- Add a blank cover to conceal the module.



Wiring

Wire as shown for an electric hot water valve to providing proportional reheat.



Maintenance

No routine maintenance is required, however protection from extremes of humidity and dirt is recommended.

Careful installation will also ensure long term reliability and performance.

KMC Controls
P.O. Box 497
19476 Industrial Drive
New Paris, IN 46553
U.S.A.
TEL: 574.831.5250
FAX: 574.831.5252
E-mail: info@kmcccontrols.com